


Inset drawers

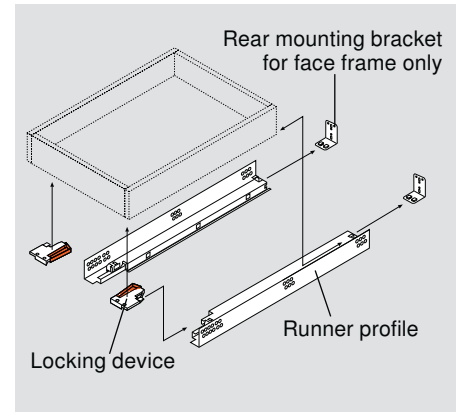
Application



Description

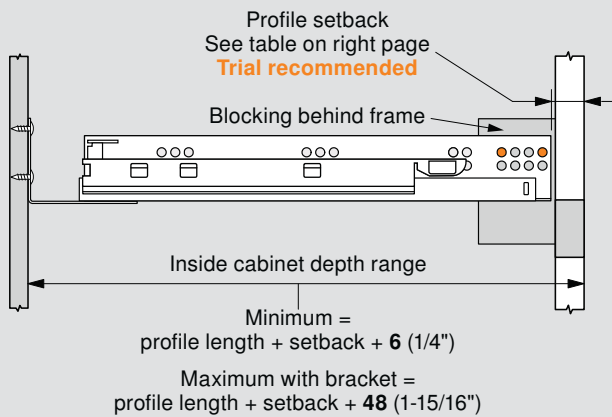
- Requires increased setback of cabinet profile
- Frame applications require blocking-out behind face frame

Basic components

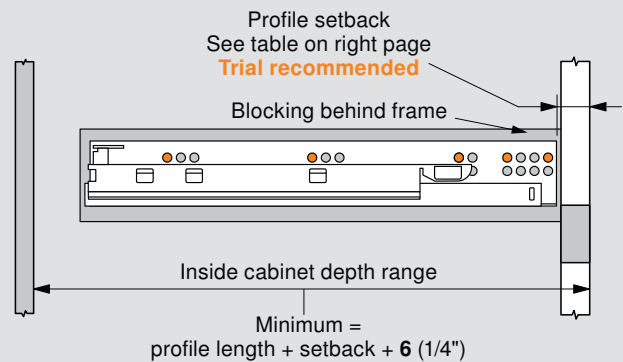


Applications

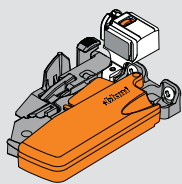
Standard application



Heavy duty application



Depth adjustable locking device (inset)



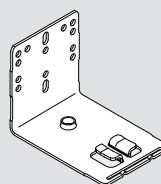
The depth adjustable locking device is specially designed for inset applications to allow installers to perfectly align drawer fronts.

- Offers 4 (3/16") out adjustment, preset at 0
- For use with 562/568
- Designed for 13 (1/2") bottom recess

NOTE: See page 48 for other options

	Part no.
Right	T51.1700.PV R
Left	T51.1700.PV L
Installation screw	612TH

Rear mounting bracket for frame cabinets

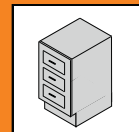


For use when installing TANDEM runners in face frame cabinets. Not necessary for panel cabinet installation.

- Two required per drawer
- Depth and side-to-side self-alignment
- Zinc-coated steel
- For use with 552/562

NOTE: See page 50 for other options

	Part no.
Non-handed bracket	295.3750.01
Installation screw	612TH



Installation

Mounting the TANDEM profile for inset application

		562H				Profile setback						562F				Profile setback			
Sub front thickness	13 (1/2")	18 (11/16")	21 (13/16")	24 (15/16")	Sub front thickness	13 (1/2")	15 (9/16")	18 (11/16")	21 (13/16")										
	16 (5/8")	21 (13/16")	24 (15/16")	27 (1-1/16")		16 (5/8")	18 (11/16")	21 (13/16")	24 (15/16")										
	19 (3/4")	24 (15/16")	27 (1-1/16")	30 (1-3/16")		19 (3/4")	21 (13/16")	24 (15/16")	27 (1-1/16")										
		16 (5/8")	19 (3/4")	22 (7/8")			16 (5/8")	19 (3/4")	22 (7/8")										
Drawer front thickness					Drawer front thickness														

- Setbacks shown are for drawer fronts that are flush with the face frame
- For recessed drawer fronts or to allow for adjustability, the setback must be increased
- After installation, adjust the locking device until the drawer front is in the desired position (out adjustment only)

Calculating profile setback

562H (Sub-front thickness + drawer front thickness minus 11 (7/16") = profile setback)

562F (Sub-front thickness + drawer front thickness minus 14 (9/16") = profile setback)

NOTE: For mounting hole position, add 6 (1/4") to profile setback

Depth adjustment

Turning the adjustment screw, using a Phillips or POZI driver, allows for up to 4 (3/16") out adjustment.

