

POCKET DOOR SYSTEM (INSET)

ALT-ST20-D360

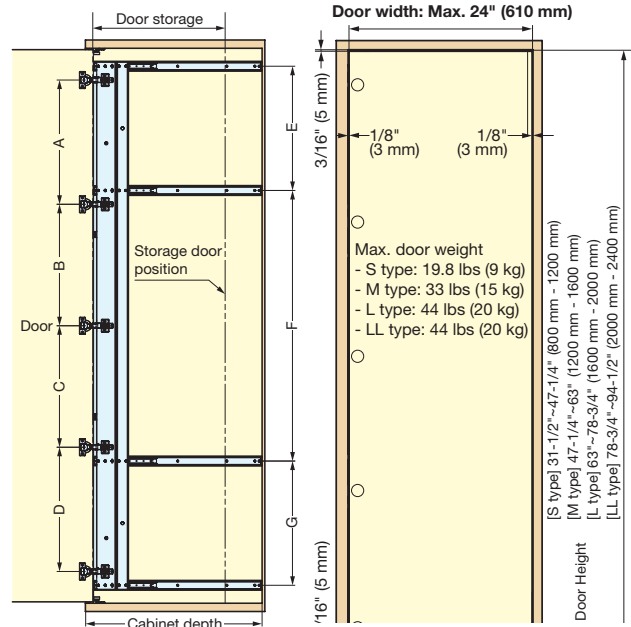
LATERAL OPEN
CABINET HARDWARE

POCKET DOOR SYSTEM

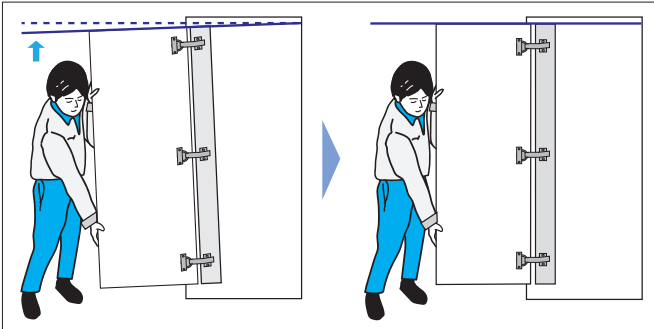


- Create a clean design with doors that can conveniently pocket away.
- Can manage doors up to 94-1/2" (2400 mm) tall weighing up to 44 lbs (20 kg).
- 5-speed adjustable soft-closing dampers (Uses 360 Olympia Hinges)
- 5-stage angle adjustment eliminating sagging doors
- L-Shaped connecting plate minimizing racking and reduces door sag.
- Available slide lengths: 16", 19", 22", 24" and 28".
- Durability: successfully passed 40,000 open/close private cycles.

Installation Example

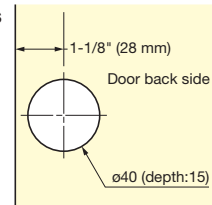


Easy Door Alignment Adjustment

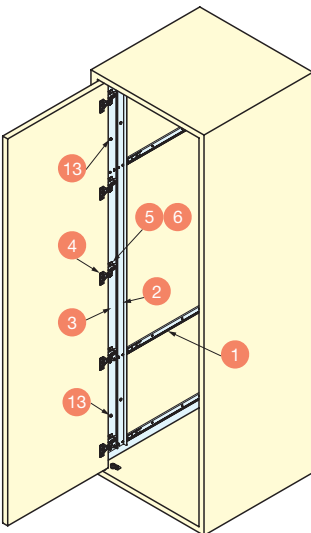


When installing, you can adjust the hanging angle just by lifting up the door.

Door Cut Out Dimensions



Installation Example



- Number of slides
- S type : 2
- M type : 3
- L type : 4
- LL type : 4

Last Digits of Item Name (Parts Set)	Door Storage Amount	Min. Cabinet Depth
16	10-9/16" (269 mm) + Thickness	16-1/4" (412 mm) + Thickness
19	13-9/16" (345 mm) + Thickness	19-3/16" (488 mm) + Thickness
22	16-9/16" (421 mm) + Thickness	22-3/16" (564 mm) + Thickness
24	18-9/16" (472 mm) + Thickness	24-3/16" (615 mm) + Thickness
28	22-5/8" (574 mm) + Thickness	28-1/4" (717 mm) + Thickness

Type	Hinge Placement				Slide Placement		
	A	B	C	D	E	F	G
S Type	22-13/16" (580 mm)	-	-	-	26-3/4" (680 mm)	-	-
M Type	19-5/16" (490 mm)	19-5/16" (490 mm)	-	-	23-1/4" (590 mm)	19-5/16" (490 mm)	-
L Type	19-11/16" (500 mm)	14-15/16" (380 mm)	19-11/16" (500 mm)	-	19-11/16" (500 mm)	18-7/8" (480 mm)	19-11/16" (500 mm)
LL Type	17-3/4" (450 mm)	17-5/16" (440 mm)	17-5/16" (440 mm)	17-3/4" (450 mm)	17-3/4" (450 mm)	38-9/16" (980 mm)	17-3/4" (450 mm)

	ALT-ST20-D360S (2 slides)	ALT-ST20-D360M (3 slides)	ALT-ST20-D360L (4 slides)	ALT-ST20-D360LL (4 slides)
Door Width	Max. 24" (610 mm)			
Door Height	31-1/2"~47-1/4" (800 - 1200 mm)	47-1/4"~63" (1200 - 1600 mm)	63"~78-3/4" (1600 - 2000 mm)	78-3/4"~94-1/2" (2000 - 2400 mm)
Door Thickness	11/16"~1-3/16" (18 - 30 mm)			
Door Weight	Max. 19.8 lbs (9 kg)	Max. 33 lbs (15 kg)	Max. 44 lbs (20 kg)	

How to Order ALT-ST20-D360

Parts set

Not optional. Each set includes required parts.

Type	Door Spec (Thickness: 11/16" ~ 1-3/16" (18-30 mm))	C Door Storage	D Min. Cabinet Depth	Item Name
S	<p>W= Max. 24" (610 mm) Weight= Max. 19.8 lbs (9 kg) H= 31-1/2"~47-1/4" (800-1200 mm)</p>	10-9/16" (269 mm) + Thickness	16-1/4" (412 mm) + Thickness	ALT-ST20-D360S-16
		13-9/16" (345 mm) + Thickness	19-3/16" (488 mm) + Thickness	ALT-ST20-D360S-19
		16-9/16" (421 mm) + Thickness	22-3/16" (564 mm) + Thickness	ALT-ST20-D360S-22
		18-9/16" (472 mm) + Thickness	24-3/16" (615 mm) + Thickness	ALT-ST20-D360S-24
		22-5/8" (574 mm) + Thickness	28-1/4" (717 mm) + Thickness	ALT-ST20-D360S-28
M	<p>W= Max. 24" (610 mm) Weight= Max. 33 lbs (15 kg) H= 47-1/4"~63" (1200-1600 mm)</p>	10-9/16" (269 mm) + Thickness	16-1/4" (412 mm) + Thickness	ALT-ST20-D360M-16
		13-9/16" (345 mm) + Thickness	19-3/16" (488 mm) + Thickness	ALT-ST20-D360M-19
		16-9/16" (421 mm) + Thickness	22-3/16" (564 mm) + Thickness	ALT-ST20-D360M-22
		18-9/16" (472 mm) + Thickness	24-3/16" (615 mm) + Thickness	ALT-ST20-D360M-24
		22-5/8" (574 mm) + Thickness	28-1/4" (717 mm) + Thickness	ALT-ST20-D360M-28
L	<p>W= Max. 24" (610 mm) Weight= Max. 44 lbs (20 kg) H= 63"~78-3/4" (1600-2000 mm)</p>	10-9/16" (269 mm) + Thickness	16-1/4" (412 mm) + Thickness	ALT-ST20-D360L-16
		13-9/16" (345 mm) + Thickness	19-3/16" (488 mm) + Thickness	ALT-ST20-D360L-19
		16-9/16" (421 mm) + Thickness	22-3/16" (564 mm) + Thickness	ALT-ST20-D360L-22
		18-9/16" (472 mm) + Thickness	24-3/16" (615 mm) + Thickness	ALT-ST20-D360L-24
		22-5/8" (574 mm) + Thickness	28-1/4" (717 mm) + Thickness	ALT-ST20-D360L-28
LL	<p>W= Max. 24" (610 mm) Weight= Max. 44 lbs (20 kg) H= 78-3/4"~94-1/2" (2000-2400 mm)</p>	10-9/16" (269 mm) + Thickness	16-1/4" (412 mm) + Thickness	ALT-ST20-D360LL-16
		13-9/16" (345 mm) + Thickness	19-3/16" (488 mm) + Thickness	ALT-ST20-D360LL-19
		16-9/16" (421 mm) + Thickness	22-3/16" (564 mm) + Thickness	ALT-ST20-D360LL-22
		18-9/16" (472 mm) + Thickness	24-3/16" (615 mm) + Thickness	ALT-ST20-D360LL-24
		22-5/8" (574 mm) + Thickness	28-1/4" (717 mm) + Thickness	ALT-ST20-D360LL-28

Item Name of Parts Set

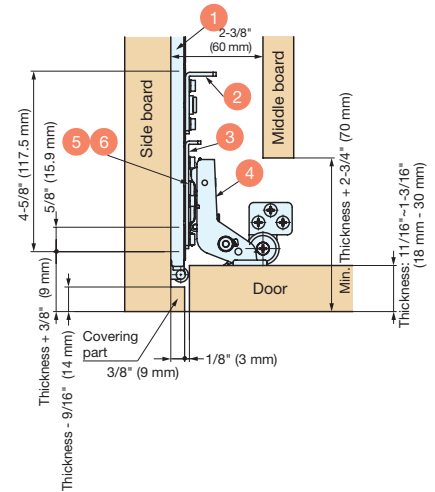
ALT-ST20-D360S - 16

Type Name

Slide Length

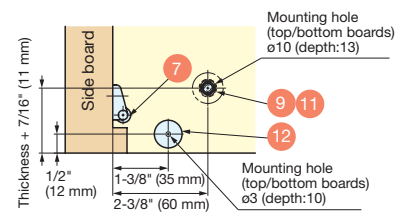
Installation of Side

Slide/hinge mounting

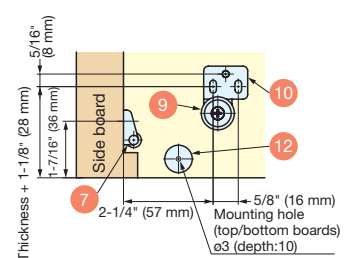


To hide the metal fittings, install a middle board (not included).
(An attachable/detachable middle board is recommended for easier maintenance.)

For mounting with female screw



For roller bracket mounting



ALT-ST20-D360 Parts Set Details

The following 1-15 show detailed information on the set codes included on the previous page.


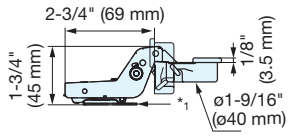

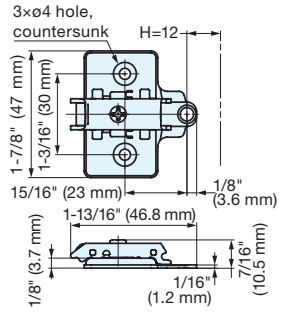
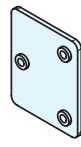
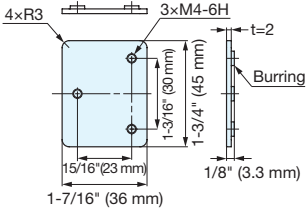
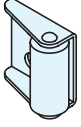
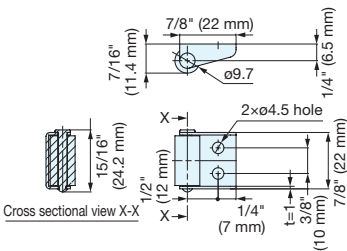





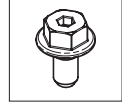
No.	Qty				Parts	Dimensions	Item Name																																													
	S	M	L	LL																																																
1						AL127C-16																																														
						AL127C-19																																														
						AL127C-22																																														
						AL127C-24																																														
						AL127C-28																																														
						Material: Steel Finish: Chromate																																														
						<table border="1"> <thead> <tr> <th>Item Name</th> <th>Slide Length</th> <th>Travel Length</th> <th>Door Storage</th> <th>A</th> <th>B</th> <th>C</th> <th>D</th> </tr> </thead> <tbody> <tr> <td>AL127C-16</td> <td>16-3/16" (411.4 mm)</td> <td>11-11/16" (296.4 mm)</td> <td>10-9/16" (268 mm)</td> <td>15-1/4" (387.4 mm)</td> <td>14-5/8" (371.5 mm)</td> <td>10-5/8" (269.9 mm)</td> <td>-</td> </tr> <tr> <td>AL127C-19</td> <td>19-3/16" (487.6 mm)</td> <td>13-5/8" (345.6 mm)</td> <td>13-9/16" (344 mm)</td> <td>17-3/16" (436.6 mm)</td> <td>17-3/16" (447.7 mm)</td> <td>13-5/8" (346.1 mm)</td> <td>9-1/8" (231.8 mm)</td> </tr> <tr> <td>AL127C-22</td> <td>22-3/16" (563.8 mm)</td> <td>16-5/8" (421.8 mm)</td> <td>16-9/16" (420 mm)</td> <td>21-1/4" (539.8 mm)</td> <td>20-5/8" (523.9 mm)</td> <td>16-5/8" (422.3 mm)</td> <td>10-5/8" (269.9 mm)</td> </tr> <tr> <td>AL127C-24</td> <td>24-3/16" (614.6 mm)</td> <td>18-5/8" (472.6 mm)</td> <td>18-9/16" (471 mm)</td> <td>23-1/4" (590.6 mm)</td> <td>22-5/8" (574.7 mm)</td> <td>18-5/8" (473.1 mm)</td> <td>11-5/8" (295.3 mm)</td> </tr> <tr> <td>AL127C-28</td> <td>28-3/16" (716.2 mm)</td> <td>22-5/8" (574.2 mm)</td> <td>20-9/16" (573 mm)</td> <td>27-1/4" (692.2 mm)</td> <td>26-5/8" (676.3 mm)</td> <td>22-5/8" (574.7 mm)</td> <td>13-5/8" (346.1 mm)</td> </tr> </tbody> </table>	Item Name	Slide Length	Travel Length	Door Storage	A	B	C	D	AL127C-16	16-3/16" (411.4 mm)	11-11/16" (296.4 mm)	10-9/16" (268 mm)	15-1/4" (387.4 mm)	14-5/8" (371.5 mm)	10-5/8" (269.9 mm)	-	AL127C-19	19-3/16" (487.6 mm)	13-5/8" (345.6 mm)	13-9/16" (344 mm)	17-3/16" (436.6 mm)	17-3/16" (447.7 mm)	13-5/8" (346.1 mm)	9-1/8" (231.8 mm)	AL127C-22	22-3/16" (563.8 mm)	16-5/8" (421.8 mm)	16-9/16" (420 mm)	21-1/4" (539.8 mm)	20-5/8" (523.9 mm)	16-5/8" (422.3 mm)	10-5/8" (269.9 mm)	AL127C-24	24-3/16" (614.6 mm)	18-5/8" (472.6 mm)	18-9/16" (471 mm)	23-1/4" (590.6 mm)	22-5/8" (574.7 mm)	18-5/8" (473.1 mm)	11-5/8" (295.3 mm)	AL127C-28	28-3/16" (716.2 mm)	22-5/8" (574.2 mm)	20-9/16" (573 mm)	27-1/4" (692.2 mm)	26-5/8" (676.3 mm)
Item Name	Slide Length	Travel Length	Door Storage	A	B	C	D																																													
AL127C-16	16-3/16" (411.4 mm)	11-11/16" (296.4 mm)	10-9/16" (268 mm)	15-1/4" (387.4 mm)	14-5/8" (371.5 mm)	10-5/8" (269.9 mm)	-																																													
AL127C-19	19-3/16" (487.6 mm)	13-5/8" (345.6 mm)	13-9/16" (344 mm)	17-3/16" (436.6 mm)	17-3/16" (447.7 mm)	13-5/8" (346.1 mm)	9-1/8" (231.8 mm)																																													
AL127C-22	22-3/16" (563.8 mm)	16-5/8" (421.8 mm)	16-9/16" (420 mm)	21-1/4" (539.8 mm)	20-5/8" (523.9 mm)	16-5/8" (422.3 mm)	10-5/8" (269.9 mm)																																													
AL127C-24	24-3/16" (614.6 mm)	18-5/8" (472.6 mm)	18-9/16" (471 mm)	23-1/4" (590.6 mm)	22-5/8" (574.7 mm)	18-5/8" (473.1 mm)	11-5/8" (295.3 mm)																																													
AL127C-28	28-3/16" (716.2 mm)	22-5/8" (574.2 mm)	20-9/16" (573 mm)	27-1/4" (692.2 mm)	26-5/8" (676.3 mm)	22-5/8" (574.7 mm)	13-5/8" (346.1 mm)																																													
2		1			ALT-ST20-S																																															
					ALT-ST20-M																																															
					ALT-ST20-L																																															
					ALT-ST20-LL																																															
					Material: Aluminum Alloy Finish: Silver Anodized																																															
<table border="1"> <thead> <tr> <th>Item Name</th> <th>A</th> <th>B</th> <th>C</th> <th>Full Length L</th> </tr> </thead> <tbody> <tr> <td>ALT-ST20-S</td> <td>26-3/4" (680 mm)</td> <td>-</td> <td>-</td> <td>27-15/16" (710 mm)</td> </tr> <tr> <td>ALT-ST20-M</td> <td>19-5/16" (490 mm)</td> <td>3-15/16" (100 mm)</td> <td>19-5/16" (490 mm)</td> <td>43-11/16" (1110 mm)</td> </tr> <tr> <td>ALT-ST20-L</td> <td>19-11/16" (500 mm)</td> <td>18-7/8" (480 mm)</td> <td>19-11/16" (500 mm)</td> <td>59-7/16" (1510 mm)</td> </tr> <tr> <td>ALT-ST20-LL</td> <td>17-3/4" (450 mm)</td> <td>38-9/16" (980 mm)</td> <td>17-3/4" (450 mm)</td> <td>75-3/16" (1910 mm)</td> </tr> </tbody> </table>	Item Name	A	B	C	Full Length L	ALT-ST20-S	26-3/4" (680 mm)	-	-	27-15/16" (710 mm)	ALT-ST20-M	19-5/16" (490 mm)	3-15/16" (100 mm)	19-5/16" (490 mm)	43-11/16" (1110 mm)	ALT-ST20-L	19-11/16" (500 mm)	18-7/8" (480 mm)	19-11/16" (500 mm)	59-7/16" (1510 mm)	ALT-ST20-LL	17-3/4" (450 mm)	38-9/16" (980 mm)	17-3/4" (450 mm)	75-3/16" (1910 mm)																											
Item Name	A	B	C	Full Length L																																																
ALT-ST20-S	26-3/4" (680 mm)	-	-	27-15/16" (710 mm)																																																
ALT-ST20-M	19-5/16" (490 mm)	3-15/16" (100 mm)	19-5/16" (490 mm)	43-11/16" (1110 mm)																																																
ALT-ST20-L	19-11/16" (500 mm)	18-7/8" (480 mm)	19-11/16" (500 mm)	59-7/16" (1510 mm)																																																
ALT-ST20-LL	17-3/4" (450 mm)	38-9/16" (980 mm)	17-3/4" (450 mm)	75-3/16" (1910 mm)																																																
3		1			ALT-ST20-LPS																																															
					ALT-ST20-LPM																																															
					ALT-ST20-LPL																																															
					ALT-ST20-LPLL																																															
					Material: Aluminum Alloy Finish: Silver Anodized																																															
<table border="1"> <thead> <tr> <th rowspan="2">Type</th> <th colspan="4">Hinge Placement</th> <th colspan="3">Slide Placement</th> <th rowspan="2">Full Length L</th> </tr> <tr> <th>A</th> <th>B</th> <th>C</th> <th>D</th> <th>E</th> <th>F</th> <th>G</th> </tr> </thead> <tbody> <tr> <td>ALT-ST20-LPS</td> <td>22-13/16" (580 mm)</td> <td>-</td> <td>-</td> <td>-</td> <td>26-3/4" (680 mm)</td> <td>-</td> <td>-</td> <td>27-15/16" (710 mm)</td> </tr> <tr> <td>ALT-ST20-LPM</td> <td>19-5/16" (490 mm)</td> <td>19-5/16" (490 mm)</td> <td>-</td> <td>-</td> <td>23-1/4" (590 mm)</td> <td>3-15/16" (100 mm)</td> <td>19-5/16" (490 mm)</td> <td>43-11/16" (1110 mm)</td> </tr> <tr> <td>ALT-ST20-LPL</td> <td>19-11/16" (500 mm)</td> <td>14-15/16" (380 mm)</td> <td>19-11/16" (500 mm)</td> <td>-</td> <td>19-11/16" (500 mm)</td> <td>18-7/8" (480 mm)</td> <td>19-11/16" (500 mm)</td> <td>59-7/16" (1510 mm)</td> </tr> <tr> <td>ALT-ST20-LPLL</td> <td>17-3/4" (450 mm)</td> <td>17-5/16" (440 mm)</td> <td>17-5/16" (440 mm)</td> <td>17-3/4" (450 mm)</td> <td>17-3/4" (450 mm)</td> <td>38-9/16" (980 mm)</td> <td>17-3/4" (450 mm)</td> <td>75-3/16" (1910 mm)</td> </tr> </tbody> </table>	Type	Hinge Placement				Slide Placement			Full Length L	A	B	C	D	E	F	G	ALT-ST20-LPS	22-13/16" (580 mm)	-	-	-	26-3/4" (680 mm)	-	-	27-15/16" (710 mm)	ALT-ST20-LPM	19-5/16" (490 mm)	19-5/16" (490 mm)	-	-	23-1/4" (590 mm)	3-15/16" (100 mm)	19-5/16" (490 mm)	43-11/16" (1110 mm)	ALT-ST20-LPL	19-11/16" (500 mm)	14-15/16" (380 mm)	19-11/16" (500 mm)	-	19-11/16" (500 mm)	18-7/8" (480 mm)	19-11/16" (500 mm)	59-7/16" (1510 mm)	ALT-ST20-LPLL	17-3/4" (450 mm)	17-5/16" (440 mm)	17-5/16" (440 mm)	17-3/4" (450 mm)	17-3/4" (450 mm)	38-9/16" (980 mm)	17-3/4" (450 mm)	75-3/16" (1910 mm)
Type		Hinge Placement				Slide Placement				Full Length L																																										
	A	B	C	D	E	F	G																																													
ALT-ST20-LPS	22-13/16" (580 mm)	-	-	-	26-3/4" (680 mm)	-	-	27-15/16" (710 mm)																																												
ALT-ST20-LPM	19-5/16" (490 mm)	19-5/16" (490 mm)	-	-	23-1/4" (590 mm)	3-15/16" (100 mm)	19-5/16" (490 mm)	43-11/16" (1110 mm)																																												
ALT-ST20-LPL	19-11/16" (500 mm)	14-15/16" (380 mm)	19-11/16" (500 mm)	-	19-11/16" (500 mm)	18-7/8" (480 mm)	19-11/16" (500 mm)	59-7/16" (1510 mm)																																												
ALT-ST20-LPLL	17-3/4" (450 mm)	17-5/16" (440 mm)	17-5/16" (440 mm)	17-3/4" (450 mm)	17-3/4" (450 mm)	38-9/16" (980 mm)	17-3/4" (450 mm)	75-3/16" (1910 mm)																																												

*For information on how to mount the parts and the quantities of the parts included in each parts set, please see the instructions.

ALT-ST20-D360 Parts Set Details

The following ①-⑬ show detailed information on the set codes included on the previous page.

LATERAL OPEN
CABINET HARDWARE
POCKET DOOR SYSTEM

No.	Qty				Parts	Dimensions	Item Name	
	S	M	L	LL				
④	2	3	4	5	Hinge body (with built-in damper) 		H360-D26-0T	Material: Steel Finish: Nickel
⑤	2	3	4	5	Hinge mounting plate 		360-P4W-30T	Material: Steel Finish: Nickel
⑥	2	3	4	5	Mounting plate 		ALT-MP30	Material: Stainless Steel Finish: Barrel Polished
⑦	2	3			Guide roller 		ALT-GR	Material: Steel/Ethylene Propylene Rubber (EPDM) Finishing/Color: Nickel/White
⑧ - ⑬	1				Parts set ⑧ Catch  ⑨ Roller  ⑩ Roller bracket  ⑪ Insert female screw  ⑫ G-type sliding tack  ⑬ Adjustment bolt 	S type M type L type LL type	ALT-ST15-D10-MP ALT-ST15-D10-LLP	Necessary types and numbers of screws and hexagon wrenches are included.

*For information on how to mount the parts and the quantities of the parts included in each parts set, please see the instructions.


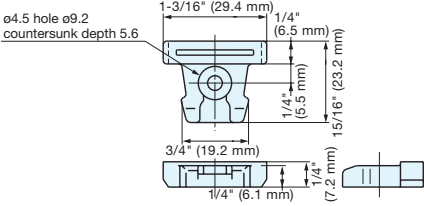

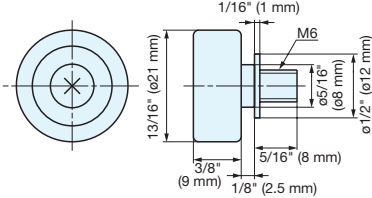

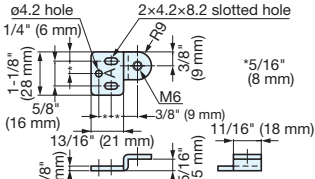

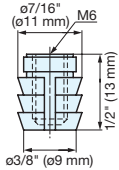

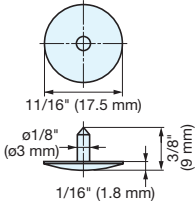
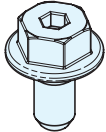
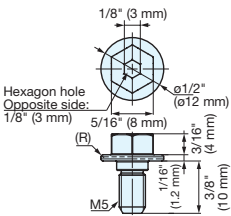

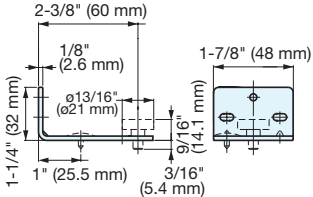
*1 The mounting plates in the images and drawings are not included in the set.

ALT-ST15, ALT-ST20 Parts Set Details

Detailed information on the parts sets used for ALT-ST15 and ALT-ST20

LATERAL OPEN
CABINET HARDWARE

POCKET DOOR SYSTEM

Qty				Parts	Dimensions	Item Name
S type	M type	L type	LL type			
2		3			 <p> ø4.5 hole ø9.2 countersunk depth 5.6 1-3/16" (29.4 mm) 1/4" (6.5 mm) 1/4" (6.5 mm) 15/16" (23.2 mm) 3/4" (19.2 mm) 1/4" (6.1 mm) 1/4" (7.2 mm) </p>	AL127-CH Material: Polyurethane (PUR) Color: Black
	2				 <p> 1/16" (1 mm) M6 13/16" (ø21 mm) 5/16" (8 mm) 3/8" (9 mm) 1/8" (2.5 mm) 5/16" (ø8 mm) ø1/2" (ø12 mm) </p>	DU19-B4SBR Material: Ethylene Propylene Rubber (EPDM)/Steel Finishing/Color: Gloss Chromate/White
	Left/Right 1 each				 <p> ø4.2 hole 1/4" (6 mm) 2x4.2x8.2 slotted hole 1-1/8" (28 mm) 5/8" (16 mm) 3/8" (9 mm) 13/16" (21 mm) 1/8" (3 mm) 5/16" (8 mm) 11/16" (18 mm) 7/8" (9 mm) M6 5/16" (8 mm) </p> <p>† The drawing shows A type (bottom right/upper left)</p>	ALT-2V-AB † Type A (bottom right/ upper left) ALT-2V-BB † Type B (upper right/bottom left) Material: Steel Finish: Colored Chromate
	2				 <p> ø7/16" (ø11 mm) M6 1/2" (13 mm) 3/8" (ø9 mm) </p>	SC-107-13 Material: Polyamide (PA) Color: White
	2				 <p> 11/16" (17.5 mm) ø1/8" (ø3 mm) 3/8" (9 mm) 1/16" (1.8 mm) </p>	G-175 Material: Polyethylene (PE) Color: Natural
1		2			 <p> 1/8" (3 mm) Hexagon hole Opposite side: 1/8" (3 mm) 5/16" (8 mm) 1/16" (1.2 mm) 1/16" (1.2 mm) 3/8" (10 mm) ø1/2" (ø12 mm) M5 </p>	ALT-AB M5 Material: Steel (SWCH) Finishing/Color: Colored Chromate (Trivalent)/White Dedicated bolt for hanging adjustment
	1			 <p>To keep distance between door and floor surface (e.g., laundry room).</p>	 <p> 2-3/8" (60 mm) 1-7/8" (48 mm) 1/8" (2.6 mm) 1-1/4" (ø2 mm) ø13/16" (ø21 mm) 1" (25.5 mm) 3/16" (5.4 mm) 9/16" (14.1 mm) </p>	ALT-BR Material: Steel Finish: Colored Chromate (trivalent)

*Use either roller bracket or insert female screw, depending on the mounting method.