


POCKET DOOR SYSTEM ALT-ST20-D10 Overlay / Soft Close

INSTRUCTION



	ALT-ST20-D10S S (2 slides)	ALT-ST20-D10M M (3 slides)	ALT-ST20-D10L L (4 slides)	ALT-ST20-D10LL LL (4 slides)
Width	Max. 600 mm			
Height	800-1200 mm	1200-1600 mm	1600-2000 mm	2000-2400 mm
Thickness	18-20 mm			
Weight	Max. 9 kg	Max. 15 kg	Max. 20 kg	

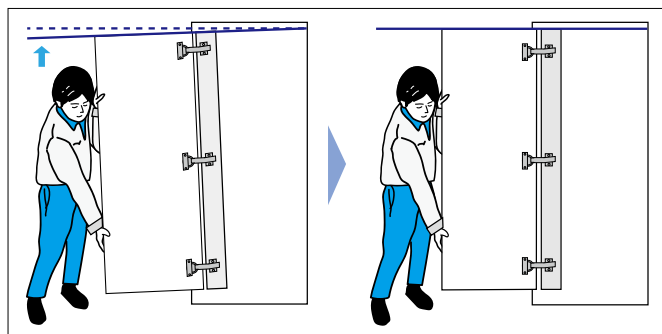
Overlay pocket door system with door alignment adjustability.

- The sliding system allows doors to retract inside cabinets. Doors will not occupy space, providing full access to inside of cabinets.
- The hanging angle of the door can be easily adjusted. When installing, the door can be lifted upward into 5 different angles.
- Overlay amount is up to 10 mm.
- After door installation, adding a damper unit allows the doors to close slowly.

[Remarks]

- For best performance, precise mortising is required.
- Do not cut slides.
- Do not close doors until they are fully slid out and the catch has activated.
- Doors are set inside the cabinet's frame.
- Install a door stopper (not provided) on the door leading edge of the door.

[Easy Door Alignment Adjustment]

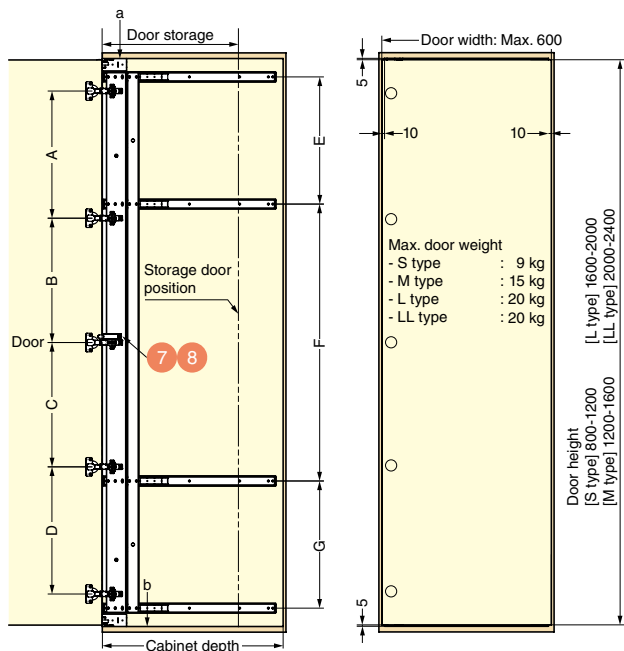


When installing, you can adjust the hanging angle just by lifting up the door.

[Video]

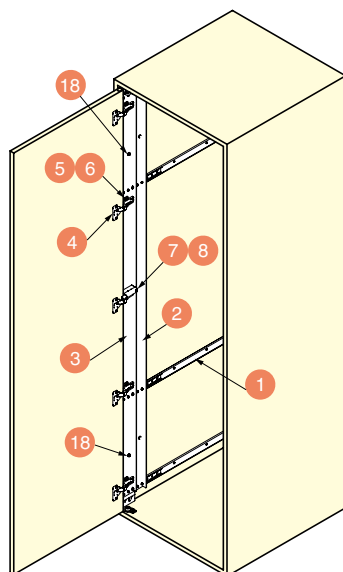


[Installation]

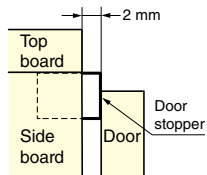


[Installation Example]

Details about parts: **1**

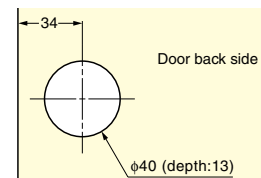


[Double doors]



Set a door bumper or stopper on the leading edge side to prevent contact between door and side board.

[Door cutout dimensions]



Refer to **1**: P.J71 to J73

Type	Hinge Pitch				Slide Pitch		
	A	B	C	D	E	F	G
S	580	-	-	-	680	-	-
M	490	490	-	-	590	490	-
L	500	380	500	-	500	480	500
LL	450	440	440	450	450	980	450

Slide Part Name	Door Storage Amount	Min. Cabinet Depth	Number of Slides			
			S	M	L	LL
AL127C-16	268	420	2	3	4	4
AL127C-19	344	496				
AL127C-22	420	572				
AL127C-24	471	623				
AL127C-28	573	725				