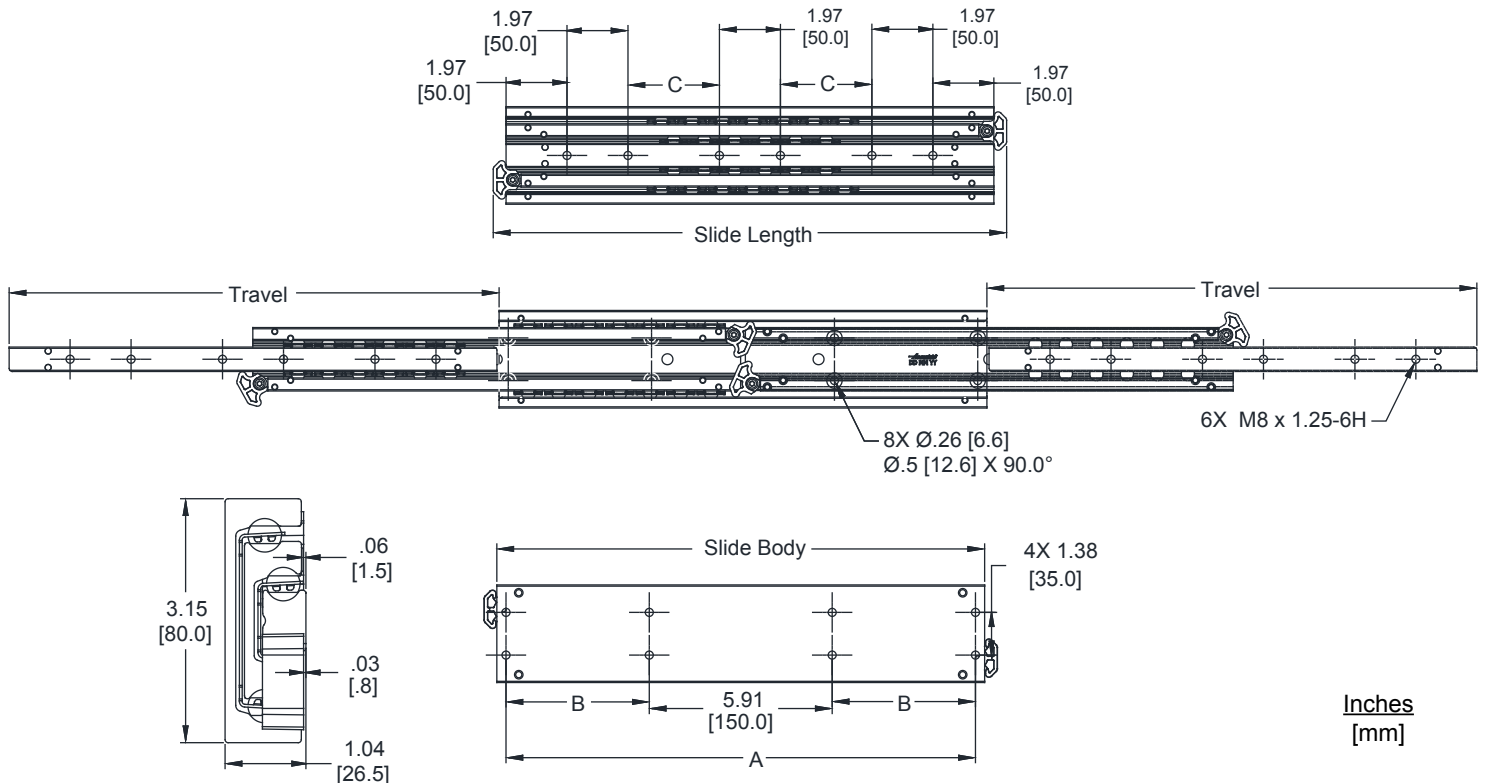




**Applications:** Industrial applications requiring heavy load capacities and two-way travel, including material handling, robotics, and automation.

# MODEL AL4165

Aluminum  
Two-Way Travel  
Full Extension  
Up to 600 lbs. [270 kg] load rating\*



- |  |   |
|--|---|
| <b>Finish:</b> Aluminum  | <b>Load Rating:</b> Up to 600 lbs. [270 kg] per pair*               |
| <b>Travel:</b> Two-way full travel   | <b>Side Space:</b> 1.043" [26.5 mm]                                 |
| <b>Height:</b> 3.15" [80 mm]   | <b>Mounting:</b> Side/hard mount<br>Not recommended for flat mount. |
| <b>Lengths:</b> 16", 20", 24", 28", 32", 36", and 40"<br>[400 mm, 500 mm, 600 mm, 700 mm, 800 mm, 900 mm, and 1000 mm] | <b>Hardware:</b> M6/M8 recommended (not included)                   |
|  | <b>Temperature Range:</b> -4°F to 158°F [-20°C to + 70°C]           |

Part Number	Slide Body	Slide Length	Travel	A	B	C
AL4165-16	15.75 [400]	16.61 [422]	15.75 [400]	15.16 [385]	4.63 [117.5]	2.95 [75]
AL4165-20	19.69 [500]	20.55 [522]	19.69 [500]	19.09 [485]	6.59 [167.5]	4.92 [125]
AL4165-24	23.62 [600]	24.49 [622]	23.62 [600]	23.03 [585]	8.56 [217.5]	6.89 [175]
AL4165-28	27.56[700]	28.43 [722]	27.56[700]	26.97 [685]	10.53 [267.5]	8.86 [225]
AL4165-32	31.50 [800]	32.36 [822]	31.50 [800]	30.91 [785]	12.50 [317.5]	10.83 [275]
AL4165-36	35.43 [900]	36.30 [922]	35.43 [900]	34.84 [885]	14.47 [367.5]	12.80 [325]
AL4165-40	39.37 [1000]	40.24 [1022]	39.37 [1000]	38.78 [985]	16.44 [417.5]	14.76 [375]

\* Load rating based on a pair of slides mounted 24" apart and tested at 10,000 cycles.

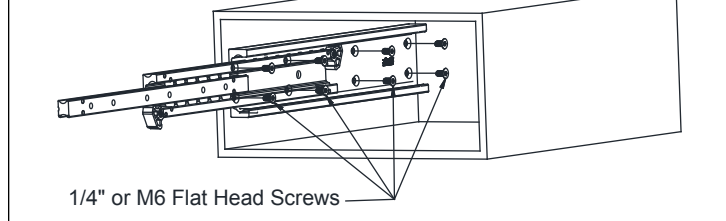
• The lengths indicated in inches are approximate conversion from the metric measurements.

# Installation Instructions

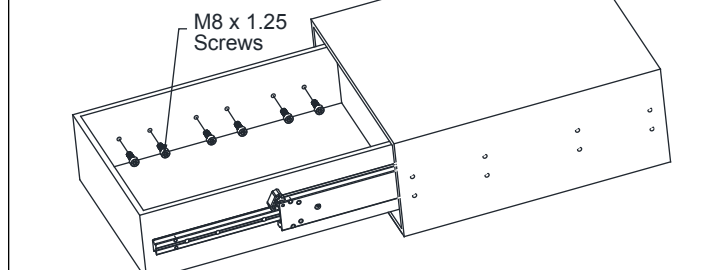
**Important:** Accuride recommends first pre-drilling all mounting holes. Align the slide as described below to predrill.

1. Position the outer member centered to the cabinet or rack opening (Figures 1 and 2). Mount the slide member to the cabinet or rack (Figure 3) using 1/4" or M6 flat head screws (not included). Be sure slides are parallel.
2. Position the inner member centered to the drawer or chassis (Figures 1 and 2). Mount the inner member using M8 x 1.25 screws. Screws are inserted through the drawer/chassis and into the inner member's threaded holes (Figure 4).
3. Check slide alignment by opening and closing the drawer/chassis. Any sign of binding indicates an issue with side space, alignment, or the cabinet and/or drawer are out of square. To adjust alignment, loosen the screws and adjust the slide position until movement is smooth. Retighten screws.
4. All fixing positions must be used to achieve maximum load rating. To ensure proper slide operation, all mounting screws must be fully inserted so that the screws do not interfere with slide movement.

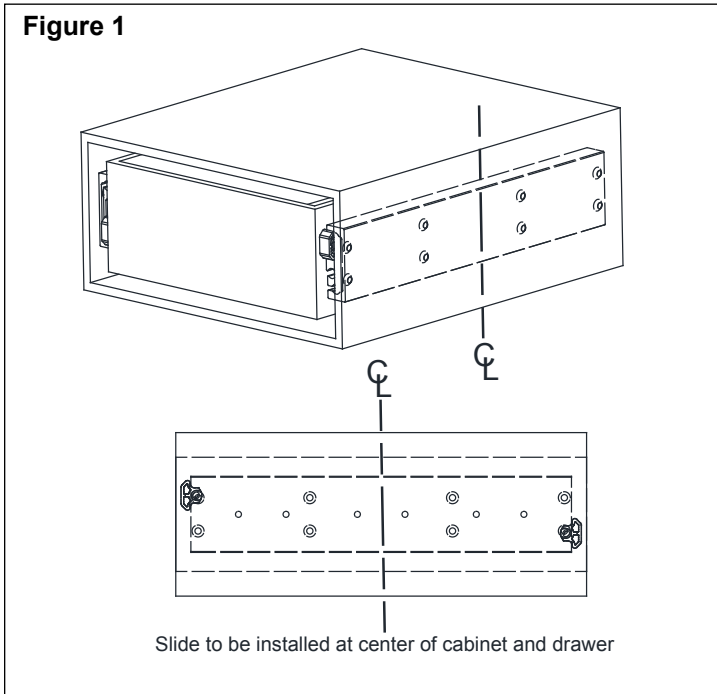
**Figure 3**



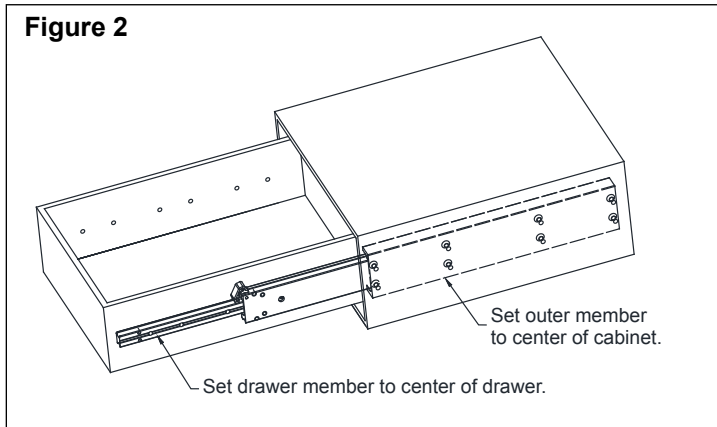
**Figure 4**



**Figure 1**



**Figure 2**



## Slide Ordering Instructions

Complete your slide order for model AL4165 by specifying the following information:

10 pair    AL    4165    -16P

Total Slides Required \_\_\_\_\_

Slide Finish \_\_\_\_\_

Slide Model \_\_\_\_\_

Slide Length \_\_\_\_\_

(Fasteners are **not** included)

## Specifications

Slide Members: Aluminum  
 Ball Retainers: Stainless Steel  
 Ball Bearings: Stainless Steel  
 Aluminum finish is RoHS compliant

**NOTE:** Specifications, materials, prices, terms, and delivery are subject to change without notice.

## Packaging

**Bulk Pack:** All lengths are packaged one pair of slides per box. Packaging includes one pair of slides and a technical sheet. **Fasteners are not included.**

**NOTE:** We recommend that quality grease, rated for extreme pressure, is re-applied at 2,000 cycle intervals.



Accuride International Inc.

12311 Shoemaker Avenue  
 Santa Fe Springs, CA 90670  
 TEL (562) 903-0200  
 FAX (562) 903-0208

Manufacturing, Engineering, and Sales  
 United States • Germany • Japan •  
 Mexico • United Kingdom • China

For the most current technical information visit [www accuride.com](http://www accuride.com)

**WARNING:** This product can expose you to chemicals including nickel, which is known to the State of California to cause cancer and birth defects or other reproductive harm. For more information go to [www.P65Warnings.ca.gov](http://www.P65Warnings.ca.gov).